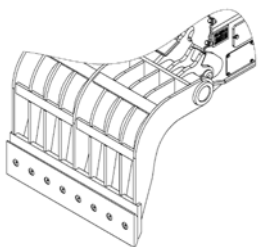


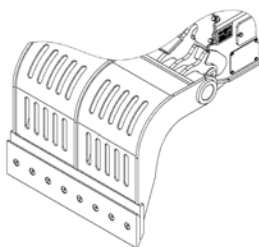
# NTSG Series Selector Grapples







**HD - Basket Shells**  
Ribbed bar style shells with lateral strap stabilisers for heavy duty demolition.



**P - Basket Shells**  
Pierced formed plate style shells, ideal for use in waste handling & sorting operations.

		NTSG 01P	NTSG 02P	NTSG 03P	NTSG 05P
Weight	kg.	75	140	260	350
Max. Opening	A mm.	600	750	1160	1400
Closed Height	mm.	640	760	920	1010
Shell Width	B mm.	300	450	500	600
Closed Width	mm.	430	630	730	760
Open Height	C mm.	600	700	850	950
Closing Force	Y t.	0,6	1,5	2,0	2,3
Capacity SAE	m <sup>3</sup>	0,03	0,07	0,1	0,15
	bar	300	300	300	300
	l/min.	15 / 20	25	35	50
max	bar	120	120	120	120
max	l/min.	5	10	10	10


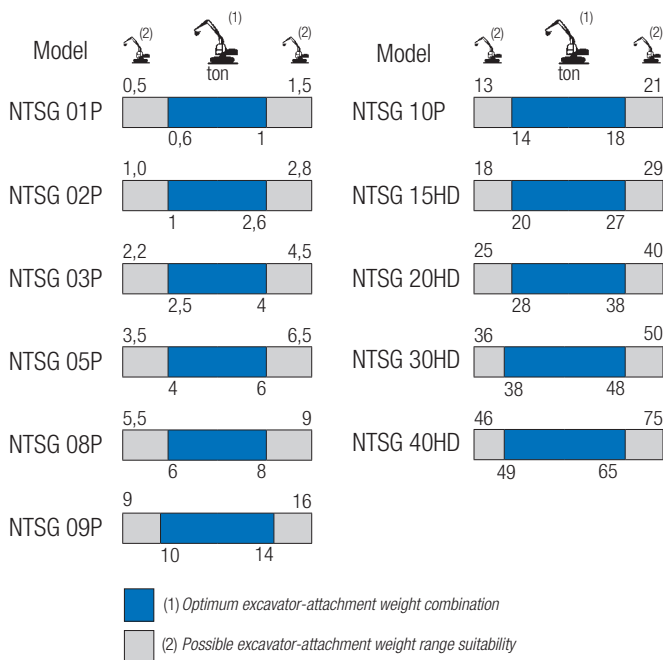
Models as shown here are our standard build basket shell types.  
We can custom manufacture either type of basket shell as preferred for your specific application and machine.  
Please contact us for a full quotation or for any combination/size not shown.



# NTSG Series Selector Grapple

Selector grapples are a versatile tool used for the selective demolition, sorting and reclamation of varied site materials. Widely used in the demolition industry for primary stripping works and then subsequent clearance of sites, they are also a useful partner for the sorting and selection of skip/green waste and are used extensively at waste transfer and sorting yards.

Our selector grapples are equipped with full 360 degree hydraulic rotation for accurate positioning and ease of operation. Reversible bolt-on cutting edges are fitted as standard providing for simple replacement and maintenance. The grapple shells are all constructed from 400HB wear resistant steels for durability and performance. Grapple basket shells can also be customised to suit your task and we can offer enclosed or plate style baskets as well as heavy duty reinforced ribbed baskets for more arduous operations. Please call us to discuss your own specific grapple requirements or application.



		NTSG 08P	NTSG 09P	NTSG 10P	NTSG 15HD	NTSG 20HD	NTSG 30HD	NTSG 40HD
Weight	kg.	420	750	1150	1550	2500	3250	3980
Max. Opening	A mm.	1500	1750	1750	1850	1970	2800	3050
Closed Height	mm.	1000	1170	1290	1410	1555	1800	2100
Shell Width	B mm.	700	700	900	1000	1150	1300	1500
Closed Width	mm.	910	1050	1180	1260	1450	1700	1950
Open Height	C mm.	1210	1300	1400	1550	1650	2020	2300
Closing Force	Y t.	2,5	3,5	5	6	9	12,5	15
Capacity SAE	m <sup>3</sup>	0,2	0,5	0,7	0,9	1,2	1,5	1,8
	bar	300	320	320	320	320	320	320
	l/min.	50	80 / 100	80 / 100	80 / 100	100 / 120	100 / 120	120 / 150
max	bar	120	140	140	140	140	140	140
max	l/min.	10	10	10	10	10	10	20



NORTHERNTRACK LTD  
Climax Works  
Garnet Road  
Leeds, LS11 5JD

Tel: 0113 2762300  
Fax: 0113 2762400  
Email: [sales@northerntrack.co.uk](mailto:sales@northerntrack.co.uk)  
Web: [www.northerntrack.co.uk](http://www.northerntrack.co.uk)



**NFDC**  
INDUSTRY SERVICE PROVIDER  
**NFDC**

National Federation of Demolition Contractors  
Voice of the Global Demolition Industry